

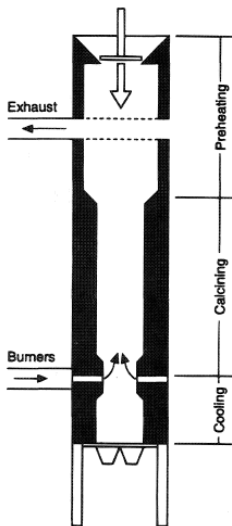
Modeling of Turbulent Combustion in Comsol Multiphysics

Domenico Lahaye (TU Delft)
ta.twi.tudelft.nl/nw/users/domenico

and Lu Cheng (Tsingua University)

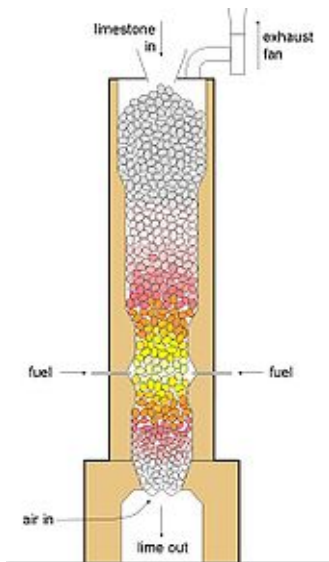
COMSOL Users Conference - Rotterdam - 2013

Vertical Shaft Kiln



- downward flow of **material** undergoing calcination reactions
- upward flow of **air** feeding the combustion
- used e.g. in production of **lime** stone

Questions



- temperature and radiative heat in furnace?
- material heat up, mixing and reactions?
- here: empty furnace

Modeling Turbulent Combustion

combustion = flow + chemistry

- **turbulent flow** of non-isothermal gas through the furnace
- **chemistry** of fuel and oxidizer producing heat

Modeling Turbulent Combustion

combustion = flow + chemistry

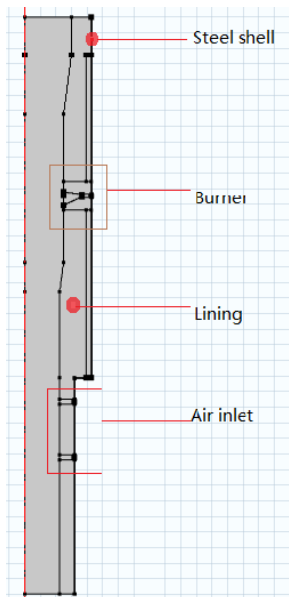
- **turbulent flow** of non-isothermal gas through the furnace
 - Reynolds-Averaged Navier-Stokes
 - $k-\epsilon$ turbulence model
 - convection-diffusion-reaction equation for hydrocarbons
 - conjugate heat transfer for the thermally insulating lining
- **chemistry** of fuel and oxidizer producing heat
 - mixing and reaction of fuel (methane) and oxidizer
 - resulting in combustion products and heat
 - eddy break-up model (mixed is burnt)

Modeling Combustion in Comsol Multiphysics

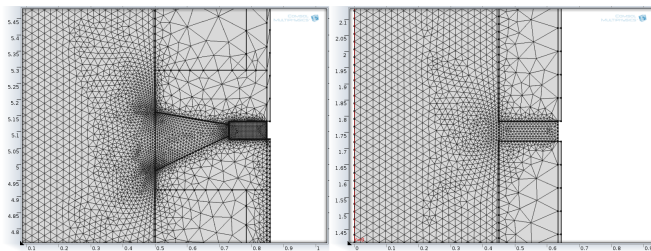
In the Comsol Multiphysics CFD Module

- implementing eddy break-up **reaction rates**
- implementing the energy **source terms**

Numerical Results

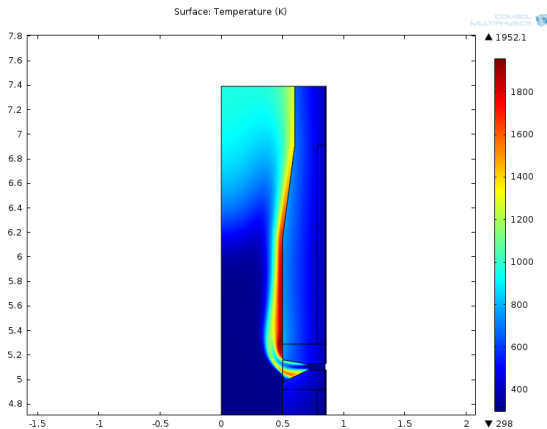


Numerical Results



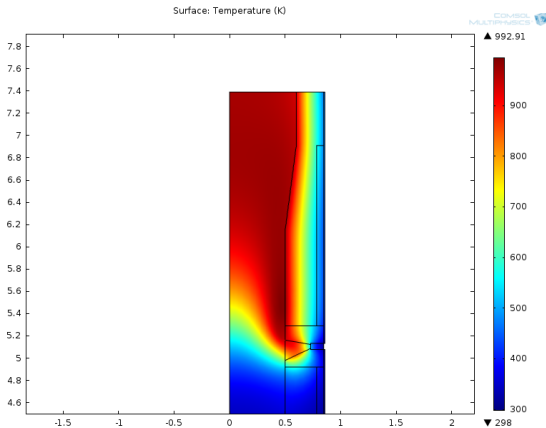
Mesh around burner (left) and air inlet (right)

Numerical Results



Temperature around the burner

Numerical Results



Temperature around the burner assuming material in furnace

Conclusions

- eddy break-up model for **turbulent combustion** was implemented in Comsol Multiphysics
- empty furnaces model shows **steep temperature gradients** on the wall
- future work needed to extend to furnace **including** material